

Performance Matters

Analytics

DRIVE BETTER DECISION-MAKING AT
EVERY LEVEL OF YOUR DISTRICT

Get actionable insights into school and district performance with the award-winning PowerSchool Performance Matters Analytics software.

Relevant, timely reporting empowers educators to adapt instruction, while providing the ability to view analytics from a district-level or drill down to individual students in specific classes. This enables administrators to gain deeper insights on trends, performance, and areas of opportunity to drive student outcomes.



Insights for Better Student Outcomes

Gain visibility into how **student subgroups or school locations are performing**. View from a district level or drill down to individual students in specific classes. Administrators can get insight on trends, performance, and areas of opportunities to drive student outcomes.



Single View of Student Performance

Consolidate fragmented data sources for a **comprehensive view of student performance**—including attendance, behavior, and assessment data—which can be viewed by different roles within your district.



Configure Data to Your District Needs

Create custom reports based on your KPIs to measure student performance. Add different measures and filters to view or compare the data you need—early warning, geography, ELL, and more. Maximize student achievement and drive better decision making at every district level.

“While this is our third year with PowerSchool Performance Matters, we have been a data-driving district for many years. Recently, we have had many changes in our demographics and leadership. Even through all these changes, PowerSchool Performance Matters allows a level of consistent access to the data from prior years so that the fuller ‘picture’ of the campus profile is ready when needed.”

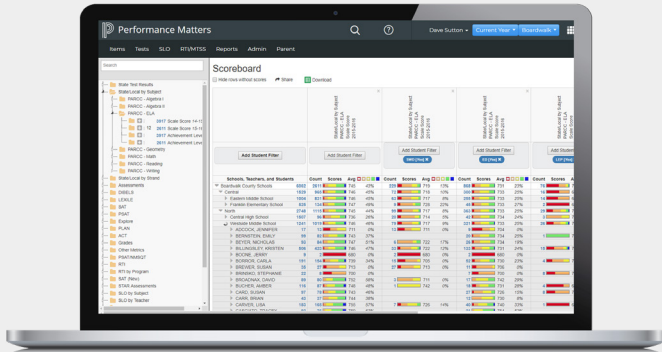
ELVIA NORIEGA

Executive Director of Accountability
and Continuous Improvement,
Richardson ISD, Texas

2018 WINNER!



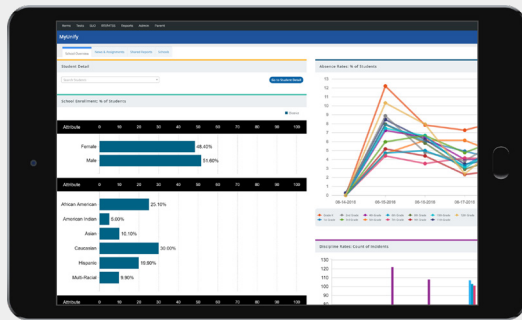
EdTech Cool Tool



Compare results side-by-side to gauge program success using the scoreboard report

Academic and Non-Academic Measures

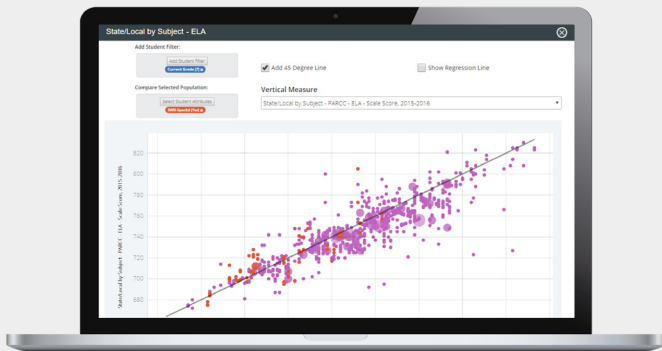
Incorporate state assessment results, alternative assessments, common assessments, teacher-created formative assessments, college entrance exams, AP, and other third-party data into the solution.



View school performance in one convenient dashboard

Report Filtering

Compare measures across the student population based upon teacher, demographics, programs, and more with color-coded performance bands providing at-a-glance insight into overall student achievement. Reduce manual explorations of data with one click access to data needed for grants, program reviews, and federal programs.



Graph any two measures to view student growth using scatter plots

Secure Sharing

Create your own custom reports and share links with a click of the mouse! Recipients will only see the data relevant to their role.

Longitudinal Analysis

Stack longitudinal performance data side by side to identify trends specific to grades, classes, cohorts, or individuals.

Development for All Levels

Different roles have different needs. Our comprehensive tool offers unique assessments and development plans for teachers, principals, and support staff to ensure a personalized track to success for everyone in your district.

Start making data-driven decisions to improve student performance today!

Visit www.PowerSchool.com or call 1-877-873-1550